



Forestry England



THE  
**GRUFFALO**<sup>®</sup>

Celebrating 20 years

# Gruffalo Party Pack

Everything you need  
to host your own  
Gruffalo Birthday  
Party Picnic!

## Before you go:

- Party invites
- Picnic food ideas

## At the party:

- Party games
- Exploring ideas
- Forest bunting
- Colouring in

## You might need:

- A yummy picnic
- Scissors/card/  
colouring pens/string



 **Don't forget**

We would love to see  
photos of your party -  
on our facebook or  
twitter pages!  
**#Gruffalo20**



©1999 & TM Julia Donaldson & Axel Scheffler.  
Licensed by Magic Light Pictures Ltd.  
[www.magiclightpictures.com](http://www.magiclightpictures.com)

Find your nearest  
Forestry England woodland...  
[forestryengland.uk/gruffalo](http://forestryengland.uk/gruffalo)



THE GRUFFALO®  
Celebrating 20 years

# Party Invitation

Dear .....

You are invited to help celebrate a  
**Gruffalo birthday!**

At ..... forest

Time & place .....

From .....

RSVP .....

**Please remember...**

Picnic

Other

.....

.....



Find your nearest Forestry England woodland... [forestryengland.uk/gruffalo](http://forestryengland.uk/gruffalo)



THE GRUFFALO®  
Celebrating 20 years

# Party Invitation

Dear .....

You are invited to help celebrate a  
**Gruffalo birthday!**

At ..... forest

Time & place .....

From .....

RSVP .....

**Please remember...**

Picnic

Other

.....

.....



Find your nearest Forestry England woodland... [forestryengland.uk/gruffalo](http://forestryengland.uk/gruffalo)



THE GRUFFALO®  
Celebrating 20 years

# Party Invitation

Dear .....

You are invited to help celebrate a  
**Gruffalo birthday!**

At ..... forest

Time & place .....

From .....

RSVP .....

**Please remember...**

Picnic

Other

.....

.....



Find your nearest Forestry England woodland... [forestryengland.uk/gruffalo](http://forestryengland.uk/gruffalo)



THE GRUFFALO®  
Celebrating 20 years

# Party Invitation

Dear .....

You are invited to help celebrate a  
**Gruffalo birthday!**

At ..... forest

Time & place .....

From .....

RSVP .....

**Please remember...**

Picnic

Other

.....

.....



Find your nearest Forestry England woodland... [forestryengland.uk/gruffalo](http://forestryengland.uk/gruffalo)





Forestry England



# Gruffalo Picnic menu

THE GRUFFALO®

Celebrating 20 years



## Menu ideas

### Mains

- Roasted Fox rolls - sausage rolls
- Mouse's favourite cheese sandwiches
- Knobby Gruffalo knees - cocktail sausages
- Scrambled snake quiche
- Gruffalo pizzas
- Gruffalo warts - grapes
- Gruffalo eyes - oranges or sliced carrots
- Mouse droppings - raisins
- Terrible Gruffalo tusks - cheesy puffs
- Snake eyes - scotch eggs
- Gruffalo toenails on sticks - cheese on sticks

### Desserts

- Gruffalo crumble - fruity flapjacks
- Mouse's summertime treat - strawberries
- Owl cupcakes
- Gruffalo chocolate cupcakes
- Logpile house - chocolate fingers or rolls



©1999 & TM Julia Donaldson & Axel Scheffler.  
Licensed by Magic Light Pictures Ltd.  
[www.magiclightpictures.com](http://www.magiclightpictures.com)

Find your nearest  
Forestry England woodland...  
[forestryengland.uk/gruffalo](http://forestryengland.uk/gruffalo)



Forestry England

Fun  
Activity  
Sheet

# Gruffalo Party Games

THE  
GRUFFALO®

Celebrating 20 years

1,2,3  
where  
are  
you?



## How to play

It's a bit like hide and seek!



- 1 Someone is the 'finder' (you can pretend to be Mouse).
- 2 Shut your eyes and count to 20.
- 3 Everyone else runs off to find a place to hide (you can pretend to be Gruffalo, Fox, Owl or Snake).
- 4 Don't go too far we don't want to lose you for too long!
- 5 When the finder has counted to 20 they shout '1,2,3, where are you?'
- 6 Everyone else calls out 'over here!'.
- 7 The finder then goes off to find the others.
- 8 The last one to be found is the winner!



If the finder is struggling to find everyone, keep shouting '1,2,3, where are you?' to give you a clue. The game is finished when everyone has been found.



Swap finders  
& play again!

Find your nearest  
Forestry England woodland...  
[forestryengland.uk/gruffalo](http://forestryengland.uk/gruffalo)



©1999 & TM Julia Donaldson & Axel Scheffler.  
Licensed by Magic Light Pictures Ltd.  
[www.magiclightpictures.com](http://www.magiclightpictures.com)





Forestry England



Fun  
Activity  
Sheet

# Gruffalo Party Games

THE  
GRUFFALO®

Celebrating 20 years

Who  
will be the  
Gruffalo?

## What's the time Gruffalo?



- 1 Choose someone to be 'Gruffalo'. Gruffalo stands at one end of the playing area. Everyone else stands in a row a few metres behind facing Gruffalo.
- 2 To play the game...Gruffalo turns around, so he has his back to the other children.
- 3 The children chant: 'What's the time Gruffalo?'
- 4 Gruffalo turns around and says a time (for example, 3 o'clock).
- 5 The children move forward the number of steps called out and then repeat the chant and wait for a response.
- 6 Gruffalo can, at any moment once the line of children are close, respond 'lunch time' in a loud growl and chase the children, tagging the new Gruffalo.



©1999 & TM Julia Donaldson & Axel Scheffler.  
Licensed by Magic Light Pictures Ltd.  
[www.magiclightpictures.com](http://www.magiclightpictures.com)

Find your nearest  
Forestry England woodland...  
[forestryengland.uk/gruffalo](http://forestryengland.uk/gruffalo)



Forestry England


Fun  
Activity  
Sheet

Pin the  
wart

THE  
GRUFFALO®

Celebrating 20 years

on  
the



Don't  
forget the  
blindfold

Gruffalo!

Stick sheet to card and  
take some blu tack!

- 1
- 2
- 3
- 4
- 5
- 6
- 7
- 8

Carefully cut out the warts



©1999 & TM Julia Donaldson & Axel Scheffler.  
Licensed by Magic Light Pictures Ltd.  
[www.magiclightpictures.com](http://www.magiclightpictures.com)

Find your nearest  
Forestry England woodland...  
[forestryengland.uk/gruffalo](http://forestryengland.uk/gruffalo)





Forestry England


Fun  
Activity  
Sheet



# Gruffalo Mask

THE  
GRUFFALO®

Celebrating 20 years



## How to make your mask

- 1 Colour in your mask.
- 2 Stick the sheet to a piece of card.
- 3 Cut out the mask along the dotted line.
- 4 Cut around the eyes.
- 5 Tape a stick to the back of the mask, and hold it up in front of your face to act out being a scary Gruffalo!



©1999 & TM Julia Donaldson & Axel Scheffler.  
Licensed by Magic Light Pictures Ltd.  
[www.magiclightpictures.com](http://www.magiclightpictures.com)

Find your nearest  
Forestry England woodland...  
[forestryengland.uk/gruffalo](http://forestryengland.uk/gruffalo)



Forestry England

Fun  
Activity  
Sheet

# Gruffalo Treasure Hunt

THE  
GRUFFALO®

Celebrating 20 years

Start  
collecting  
now!

As you walk the trail  
try and find these  
things in the forest.



Pine  
cone



Birch  
leaf



Feather



Something  
prickly



Stone



Small  
stick



Oak  
leaf



Bring a  
bag to  
put your  
collected  
items in!



You can add some of your own!



©1999 & TM Julia Donaldson & Axel Scheffler.  
Licensed by Magic Light Pictures Ltd.  
[www.magiclightpictures.com](http://www.magiclightpictures.com)

Find your nearest  
Forestry England woodland...  
[forestryengland.uk/gruffalo](http://forestryengland.uk/gruffalo)





Forestry England

Fun  
Activity  
Sheet

# Gruffalo Party Bunting

THE  
**GRUFFALO**<sup>®</sup>

Celebrating 20 years

## How to make your bunting

### In the forest...

Find leaves, sticks and cones on the forest floor. Tie them together with string.

### At home...

Print this sheet 4 times.  
Stick to thick card (optional).  
Pierce holes with pencil.  
Cut out the shapes. Weave  
string through holes.

### Hint

Garden twine is  
strong, cheap  
and re-usable!



©1999 & TM Julia Donaldson & Axel Scheffler.  
Licensed by Magic Light Pictures Ltd.  
[www.magiclightpictures.com](http://www.magiclightpictures.com)

Find your nearest  
Forestry England woodland...  
[forestryengland.uk/gruffalo](http://forestryengland.uk/gruffalo)



Forestry England

Fun  
Activity  
Sheet

# Gruffalo Party Flag

THE  
GRUFFALO®

Celebrating 20 years

## How to make your party flag



### Gruffalo Birthday

©1999 & TM Julia Donaldson & Axel Scheffler. Licensed by Magic Light Pictures Ltd.




### To make it:

- 1 Colour in your flag, using colouring pens or crayons.
- 2 Stick your flag to a sheet of card.
- 3 Cut your flag out, not forgetting the stick holes (you might need an adult to help you with this bit).
- 4 Finally get your stick and weave it through the holes.

### You will need:

- 1 A sheet of card.
- 2 Colouring pens or crayons.
- 3 A slim stick!



©1999 & TM Julia Donaldson & Axel Scheffler.  
Licensed by Magic Light Pictures Ltd.  
[www.magiclightpictures.com](http://www.magiclightpictures.com)

Find your nearest  
Forestry England woodland...  
[forestryengland.uk/gruffalo](http://forestryengland.uk/gruffalo)





# The Gruffalo Forest Sensory Challenge

THE GRUFFALO®

Celebrating 20 years

The Gruffalo and other forest animals use their excellent senses to hunt for food, become-aware of predators and to find their way. Test your own senses to see how they compare!

## Touch...



- Something hard like rocks
- Something sharp like The Gruffalo's terrible claws (take care here!)
- Something wet like a stream
- Something cold like owl ice cream
- Something rough like the bark on Snake's logpile house
- Something smooth like Snake's skin
- Something soft like Fox's fur

## See...




- Something beautiful like a butterfly
- Something orange like The Gruffalo's eyes
- Something purple like The Gruffalo's prickles

## Hear...

- Something that sounds like Snake hissing
- Something that sounds like Owl hooting



## Smell...



- Something that smells delicious like Gruffalo crumble
- Something that smells damp, like Fox's underground house



Forestry England

Fun  
Activity  
Sheet

# The Gruffalo Evidence Challenge

THE  
GRUFFALO®

Celebrating 20 years

Hunt for signs of The Gruffalo and other forest animals in your local woods...  
**what evidence have they left behind?**

Feather



Spiders web



Nest



Animal footprint



Droppings (poo)



Animal fur



**Write or draw the evidence you think  
The Gruffalo might leave behind...**

Why not create  
your own trail, with  
evidence planted  
to make people  
think that a Gruffalo  
has visited?



©1999 & TM Julia Donaldson & Axel Scheffler.  
Licensed by Magic Light Pictures Ltd.  
[www.magiclightpictures.com](http://www.magiclightpictures.com)

Find your nearest  
Forestry England woodland...  
[forestryengland.uk/gruffalo](http://forestryengland.uk/gruffalo)





Forestry England

Fun  
Activity  
Sheet

# Sticky Party Crowns



THE  
GRUFFALO®

Celebrating 20 years

How to make  
your own  
crown



## You will need:

- 1 Some card for a headband (so long enough to go around your head).
- 2 Double sided sticky tape.

## To make it:

- 1 Cut the card into strips 4cm thick. Get an adult to help measure your head, cutting the strip of card to size.
- 2 Take your double sided sticky tape and stick it along the length of the headband.
- 3 Do not remove the outer part of the tape until you are ready to stick things on!
- 4 Take your headband to the forest and search for different leaves, grass heads or other light weight natural materials to stick to it.
- 5 Once you are happy with your design, overlap the two ends slightly to form a circle and stick together with tape.
- 6 Don't forget to take your Gruffalo badge with you to stick on the front of your crown, for the finishing touch!



Cut me out  
and stick me  
on the front of  
your crown!



©1999 & TM Julia Donaldson & Axel Scheffler.  
Licensed by Magic Light Pictures Ltd.  
[www.magiclightpictures.com](http://www.magiclightpictures.com)

Find your nearest  
Forestry England woodland...  
[forestryengland.uk/gruffalo](http://forestryengland.uk/gruffalo)



Forestry England

Fun  
Activity  
Sheet

# Gruffalo Party Medallion

THE  
GRUFFALO®

Celebrating 20 years

## How to make your medallion

### You will need:

- 1 A sheet of thick card.
- 2 Some ribbon or string.



### To make it:

- 1 Stick your medallions to a sheet of thick card.
- 2 Cut out carefully, not forgetting the hole.
- 3 Use colourful ribbon or string to thread through the hole, creating a necklace
- 4 Wear your medallion with pride and enjoy your party picnic!



Find your nearest  
Forestry England woodland...  
[forestryengland.uk/gruffalo](http://forestryengland.uk/gruffalo)



©1999 & TM Julia Donaldson & Axel Scheffler.  
Licensed by Magic Light Pictures Ltd.  
[www.magiclightpictures.com](http://www.magiclightpictures.com)